








CHARLOTTE REGION: Percentage of Housing Units Affordable at 100% of Regional Median Income by Census Tract, 2008-2012

Affordability cut-offs for owner-occupied housing assume housing spending equal to 30 percent of the relevant percentage of regional median household income level (American Community Survey, Bureau of the Census), insurance costs equal to the statewide average home insurance (Home Insurance LLC, reported in 2013), statewide average property taxes as a percentage of household income (State and Local Government Finances, Bureau of the Census, 2010) and a 10 percent downpayment. Rental cut-offs were calculated as 30 percent of the relevant income level.

In 2008-2012, a household with 100% of the median income, in the Charlotte Metro Area, could afford a home valued at \$214,474 or a monthly rent of \$1,261. (100% of median income = \$50,449).

Legend

Regional Value: 70.8%

| | | |
|---|----------------|------|
|  | 3.9 to 35.1% | (45) |
|  | 35.2 to 54.9% | (53) |
|  | 55.0 to 70.7% | (62) |
|  | 70.8 to 84.5% | (76) |
|  | 84.6 to 92.6% | (96) |
|  | 92.7 to 100.0% | (92) |
|  | No data | (4) |

Note: Census tracts with "No data" did not have sufficient data available.

