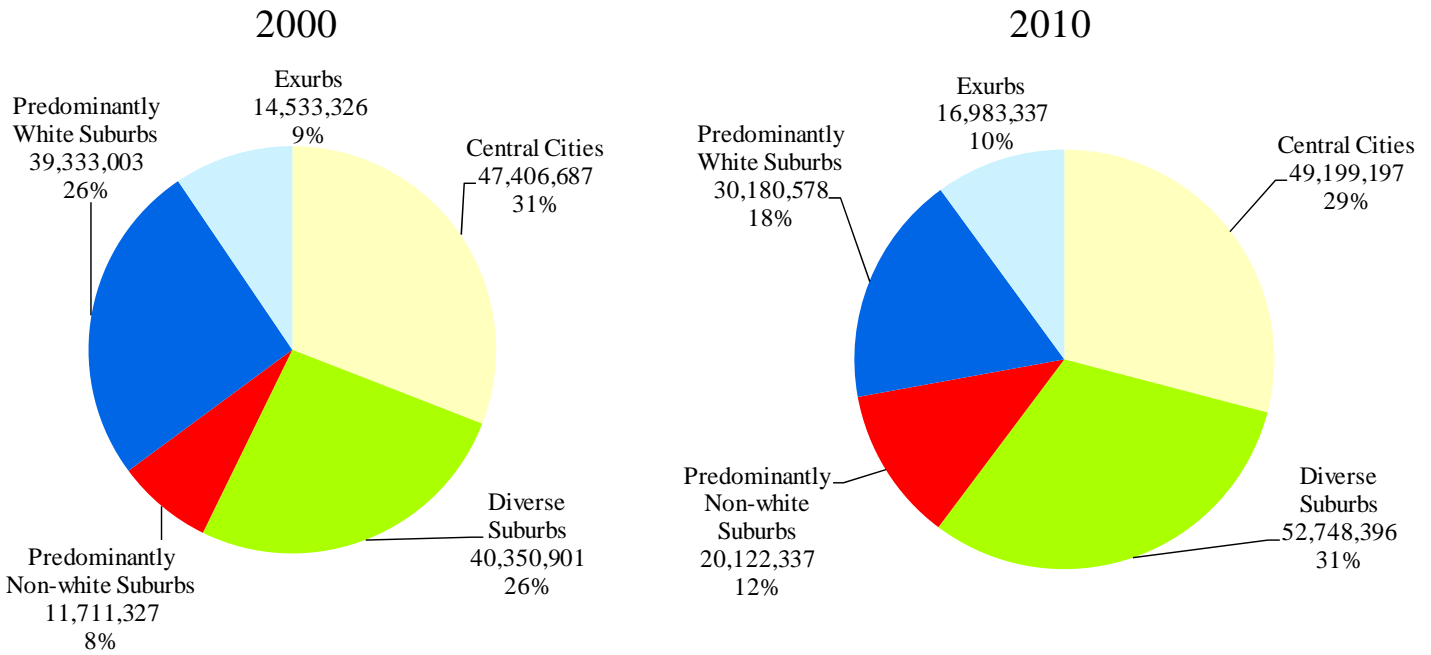


America's Racially Diverse Suburbs: Opportunities and Challenges

50 Largest U.S. Metropolitan Areas

Community types in the 50 largest metropolitan areas



Characteristics of the Community Types in the 50 largest metropolitan areas

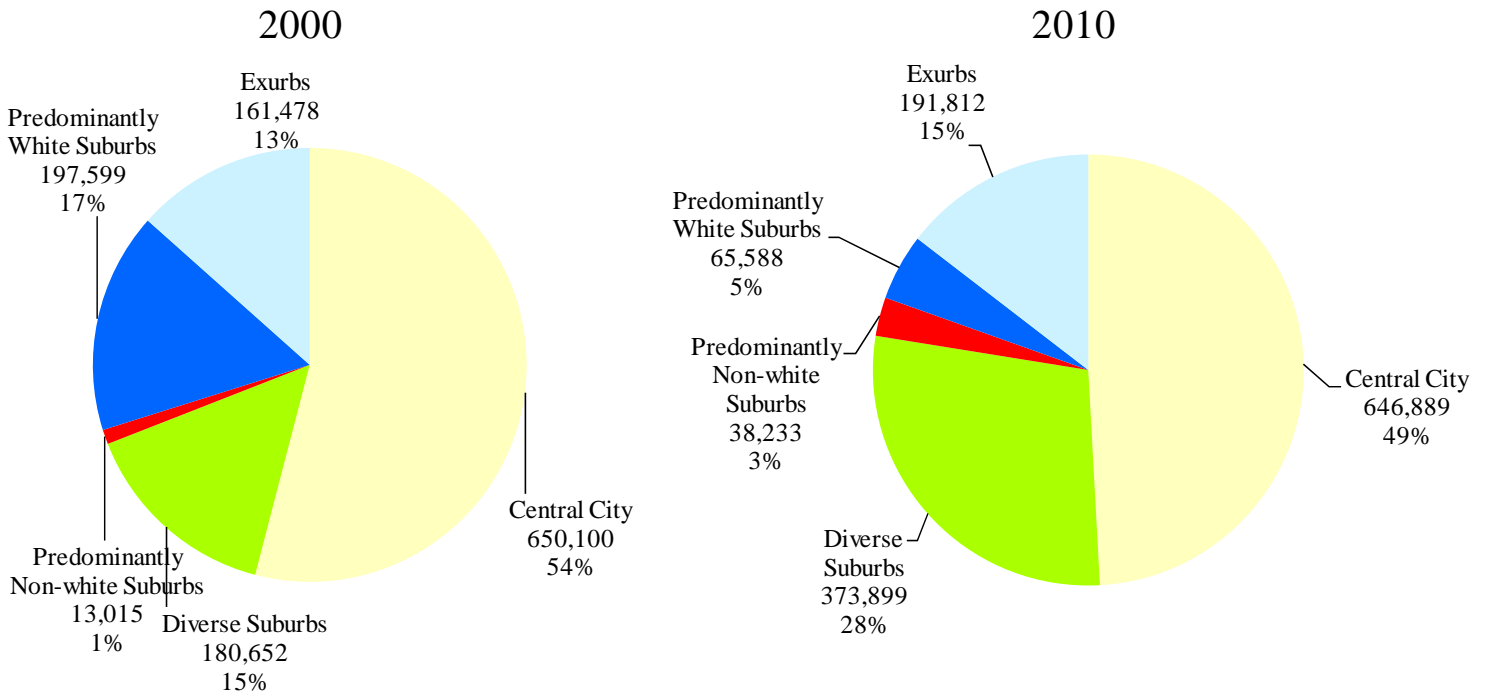


Data Sources: Population, income and poverty—Census Bureau; Jobs—Local Employer-Household Dynamics Program; Tax base—various state and local government sources.

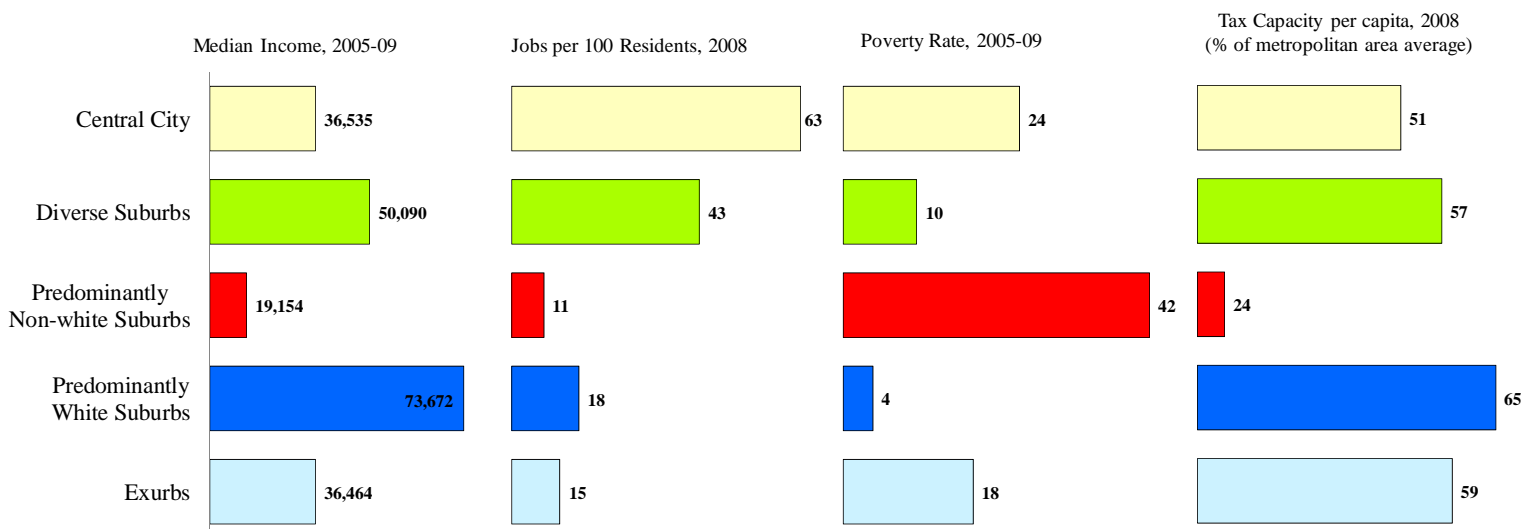
America's Racially Diverse Suburbs: Opportunities and Challenges

Memphis Metropolitan Area

Community Types in Memphis



Characteristics of the Community Types in Memphis



Data Sources: Population, income and poverty—Census Bureau; Jobs—Local Employer-Household Dynamics Program; Tax base—various state and local government sources.

Memphis Metropolitan Area: Fact Sheet

Breakdown of Community Type

	2010 <u>Population</u>	Share of Metro <u>Population</u>	Share of Suburban <u>Population</u>
Diverse	373,899	28	56
Predominantly non-white	38,233	3	6
Predominantly white	65,588	5	10
Exurb	191,812	15	29
Central City	646,889	49	

Examples of Large Diverse Suburbs

	2000 <u>Population</u>	2010 <u>Population</u>	2010 % of Population <u>Non-white</u>
Bartlett city	40,543	54,613	23
Southaven city	28,977	48,982	31
Collierville town	31,872	43,965	22
Olive Branch city	21,054	33,484	30
Horn Lake city	14,099	26,066	44
Hernando city	6,812	14,090	21
Marion city	8,901	12,345	33
Millington city	10,433	10,176	37

Examples of Suburbs in Rapid Transition

	2000 % of Population <u>Non-white</u>	2010 % of Population <u>Non-white</u>	% Point <u>Change</u>
Horn Lake city	19	44	25
Southaven city	11	31	20
Marion city	17	33	16
Olive Branch city	14	30	16
Bartlett city	8	23	15
Collierville town	11	22	11
Lakeland city	9	19	10
West Memphis city	58	66	8
Earle city	77	84	7
Coldwater town	71	78	7
Senatobia city	32	39	7

MEMPHIS REGION: Community Type by Municipality and County Unincorporated Area, 2000

Legend

- Central Cities (1)
- Predominantly non-white (4)
- Diverse (7)
- Predominantly white (10)
- Exurb (34)

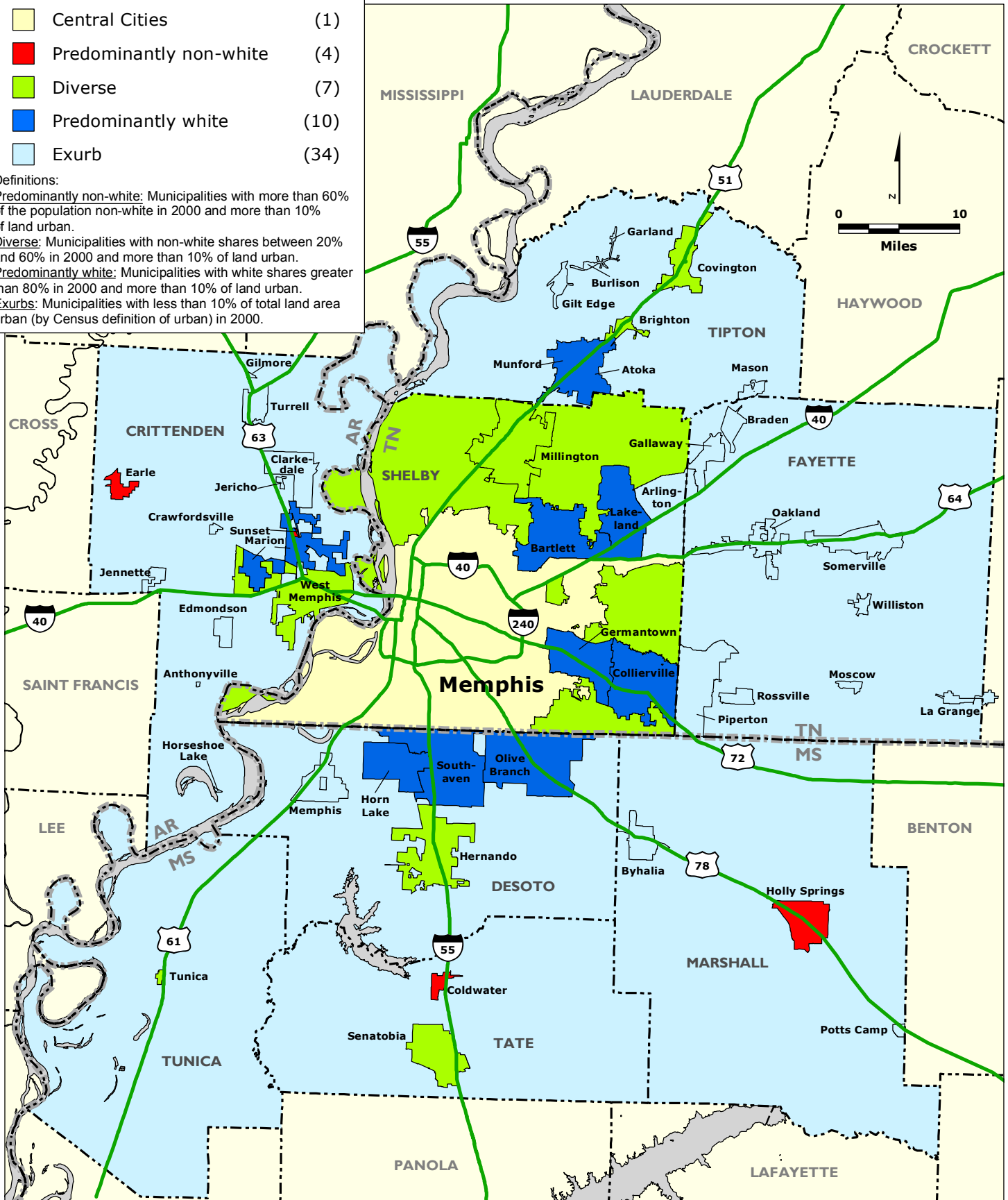
Definitions:

Predominantly non-white: Municipalities with more than 60% of the population non-white in 2000 and more than 10% of land urban.

Diverse: Municipalities with non-white shares between 20% and 60% in 2000 and more than 10% of land urban.

Predominantly white: Municipalities with white shares greater than 80% in 2000 and more than 10% of land urban.

Exurbs: Municipalities with less than 10% of total land area urban (by Census definition of urban) in 2000.



MEMPHIS REGION: Community Type by Municipality and County Unincorporated Area, 2010

Legend

- Central Cities (1)
- Predominantly non-white (5)
- Diverse (12)
- Predominantly white (4)
- Exurb (34)

Definitions:

Predominantly non-white: Municipalities with more than 60% of the population non-white in 2010 and more than 10% of land urban.

Diverse: Municipalities with non-white shares between 20% and 60% in 2010 and more than 10% of land urban.

Predominantly white: Municipalities with white shares greater than 80% in 2010 and more than 10% of land urban.

Exurbs: Municipalities with less than 10% of total land area urban (by Census definition of urban) in 2000.

