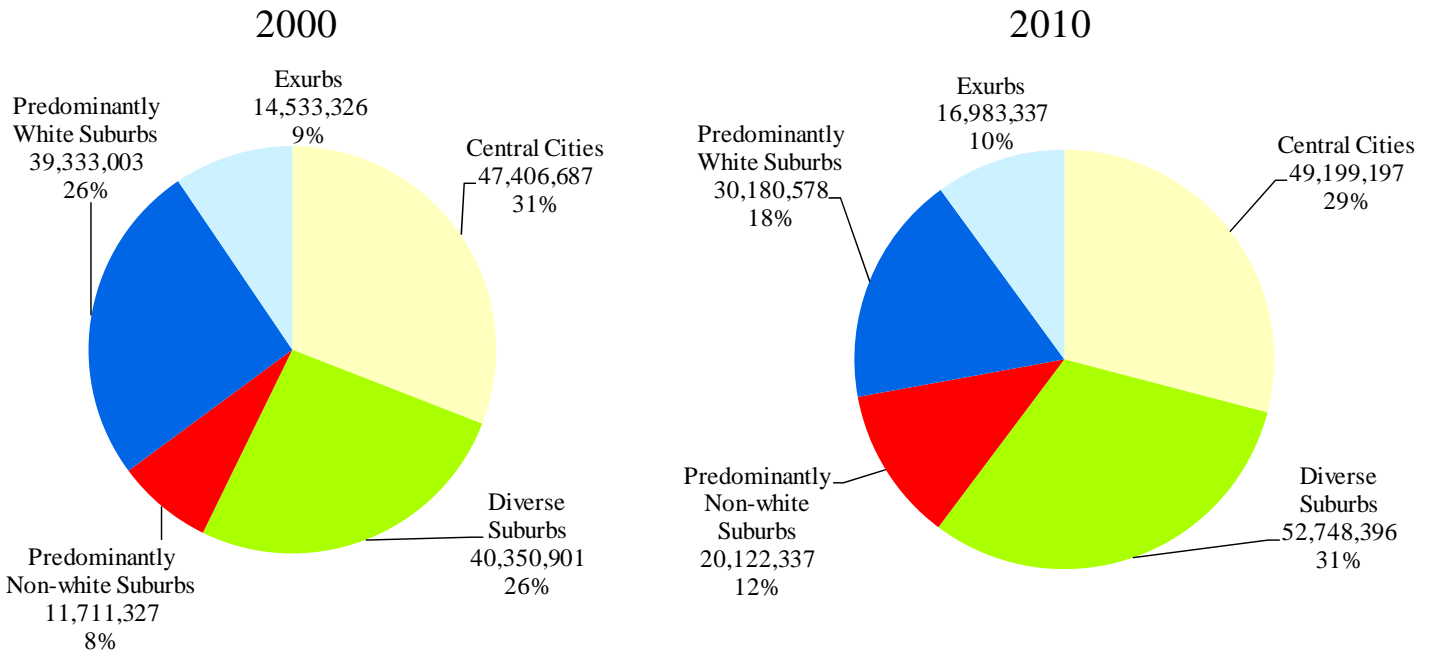


America's Racially Diverse Suburbs: Opportunities and Challenges

50 Largest U.S. Metropolitan Areas

Community types in the 50 largest metropolitan areas



Characteristics of the Community Types in the 50 largest metropolitan areas

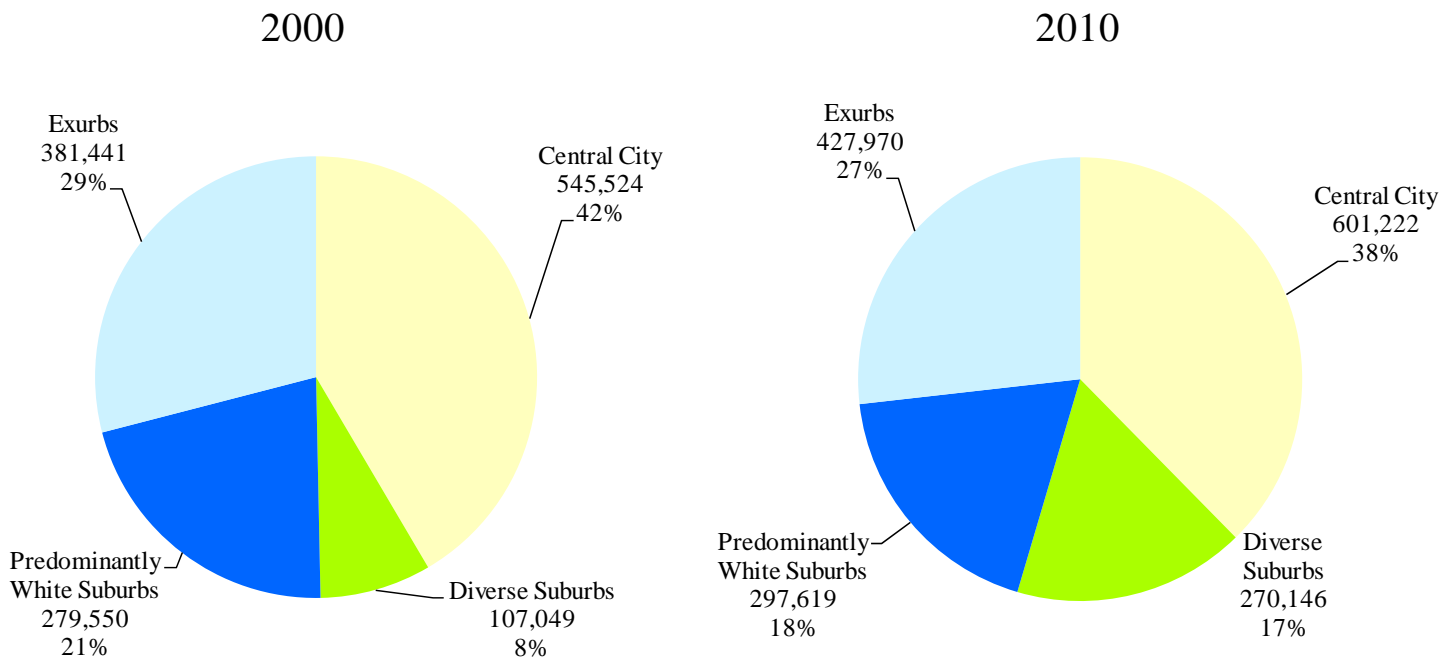


Data Sources: Population, income and poverty—Census Bureau; Jobs—Local Employer-Household Dynamics Program; Tax base—various state and local government sources.

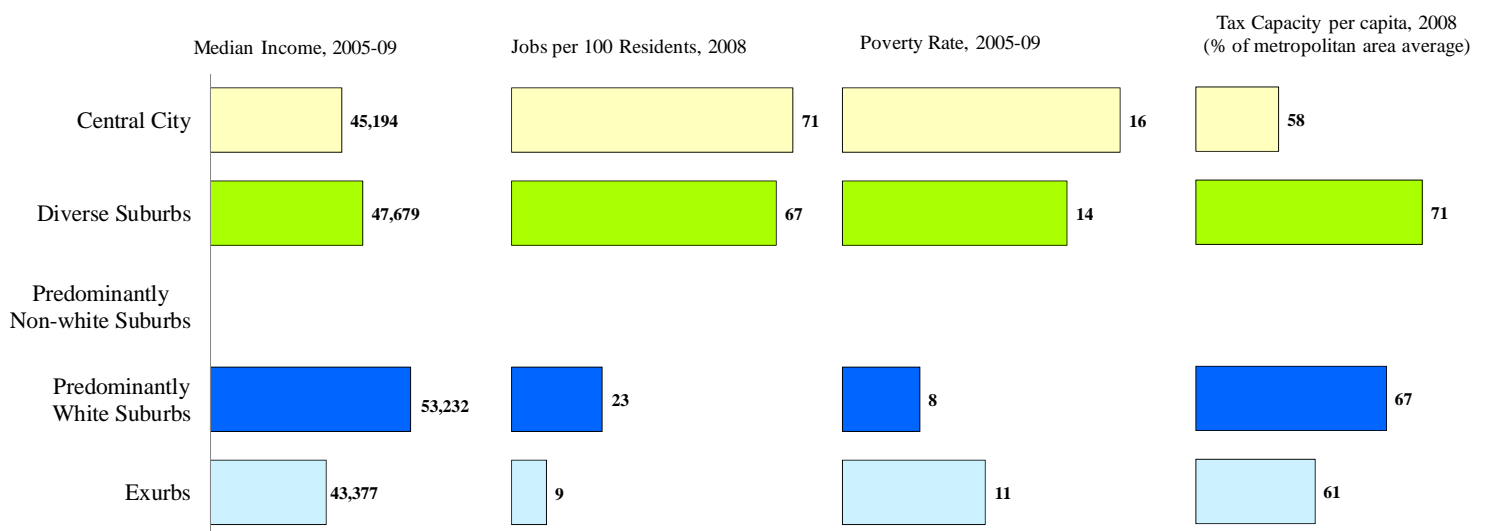
America's Racially Diverse Suburbs: Opportunities and Challenges

Nashville Metropolitan Area

Community Types in Nashville



Characteristics of the Community Types in Nashville



Data Sources: Population, income and poverty—Census Bureau; Jobs—Local Employer-Household Dynamics Program; Tax base—various state and local government sources.

Nashville Metropolitan Area: Fact Sheet

Breakdown of Community Type

	2010 <u>Population</u>	Share of Metro <u>Population</u>	Share of Suburban <u>Population</u>
Diverse	270,146	17	27
Predominantly non-white	0	0	0
Predominantly white	297,619	19	30
Exurb	427,970	27	43
Central City	601,222	38	

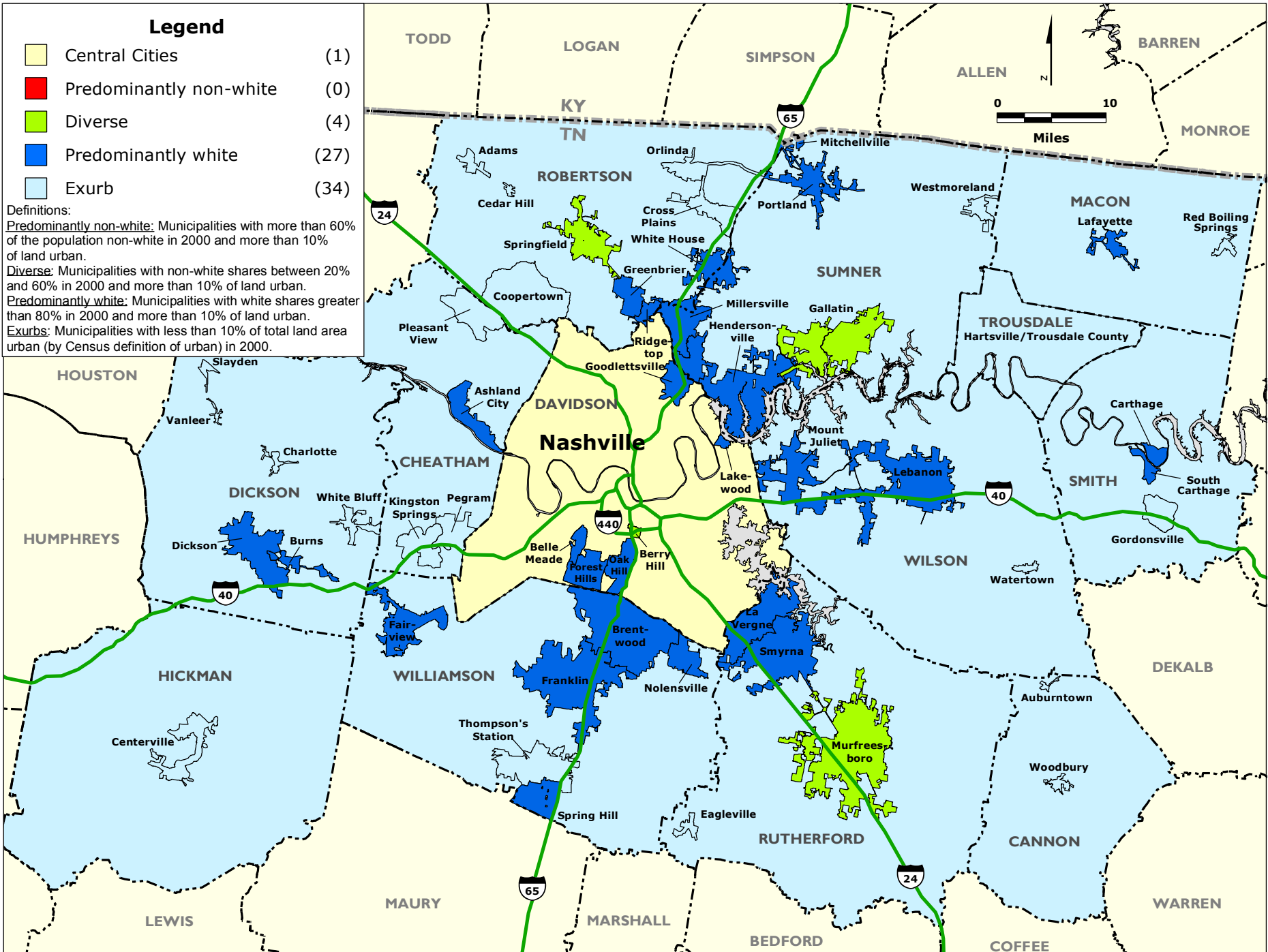
Examples of Large Diverse Suburbs

	2000 <u>Population</u>	2010 <u>Population</u>	2010 <u>% of Population Non-white</u>
Murfreesboro city	68,816	108,755	27
Franklin city	41,842	62,487	20
Smyrna town	25,569	39,974	29
La Vergne city	18,687	32,588	42
Gallatin city	23,230	30,278	25
Lebanon city	20,235	26,190	22
Springfield city	14,329	16,440	41
Goodlettsville city	13,780	15,921	27

Examples of Suburbs in Rapid Transition

	2000 <u>% of Population Non-white</u>	2010 <u>% of Population Non-white</u>	<u>% Point Change</u>
La Vergne city	17	42	25
Smyrna town	15	29	14
Goodlettsville city	14	27	13
Mount Juliet city	7	15	8
Nolensville town	8	16	8
Springfield city	34	41	7
Brentwood city	6	12	6
Lakewood city	6	12	6

NASHVILLE REGION: Community Type by Municipality and County Unincorporated Area, 2000



Data Source: U.S. Census Bureau.

NASHVILLE REGION: Community Type by Municipality and County Unincorporated Area, 2010

