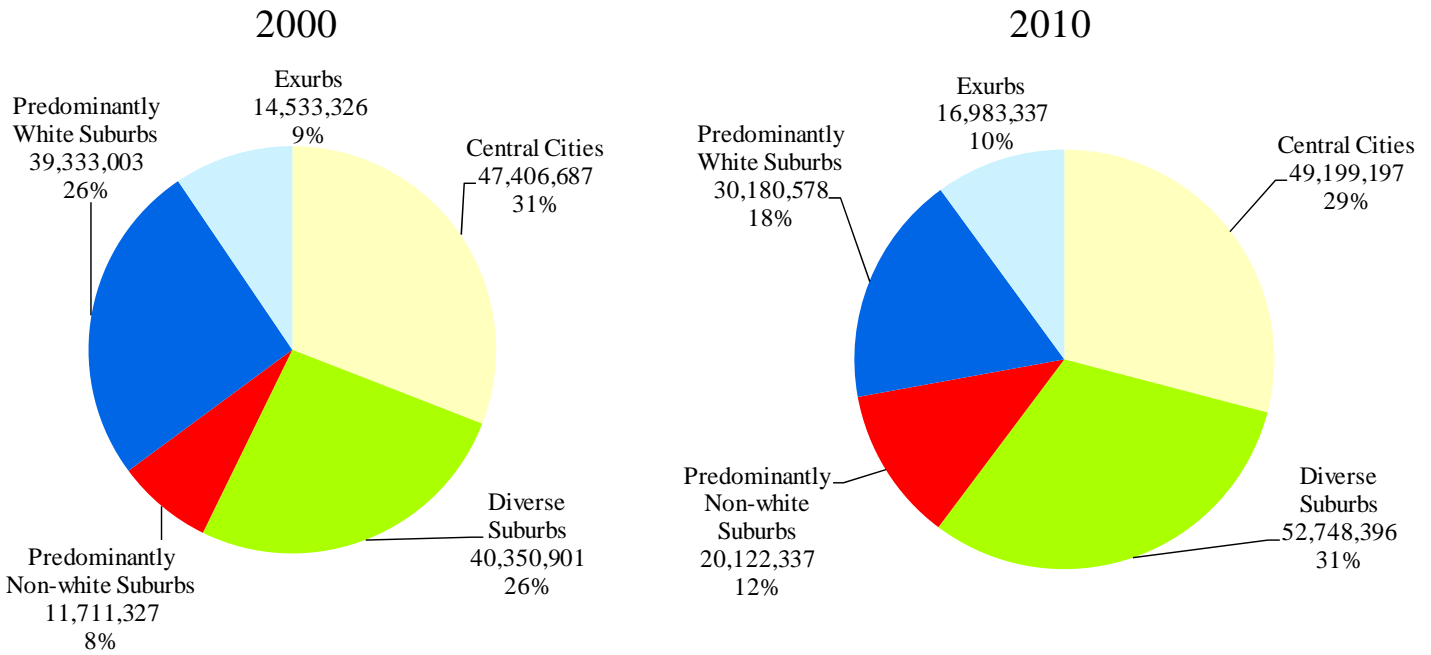


# America's Racially Diverse Suburbs: Opportunities and Challenges

## 50 Largest U.S. Metropolitan Areas

### Community types in the 50 largest metropolitan areas



### Characteristics of the Community Types in the 50 largest metropolitan areas

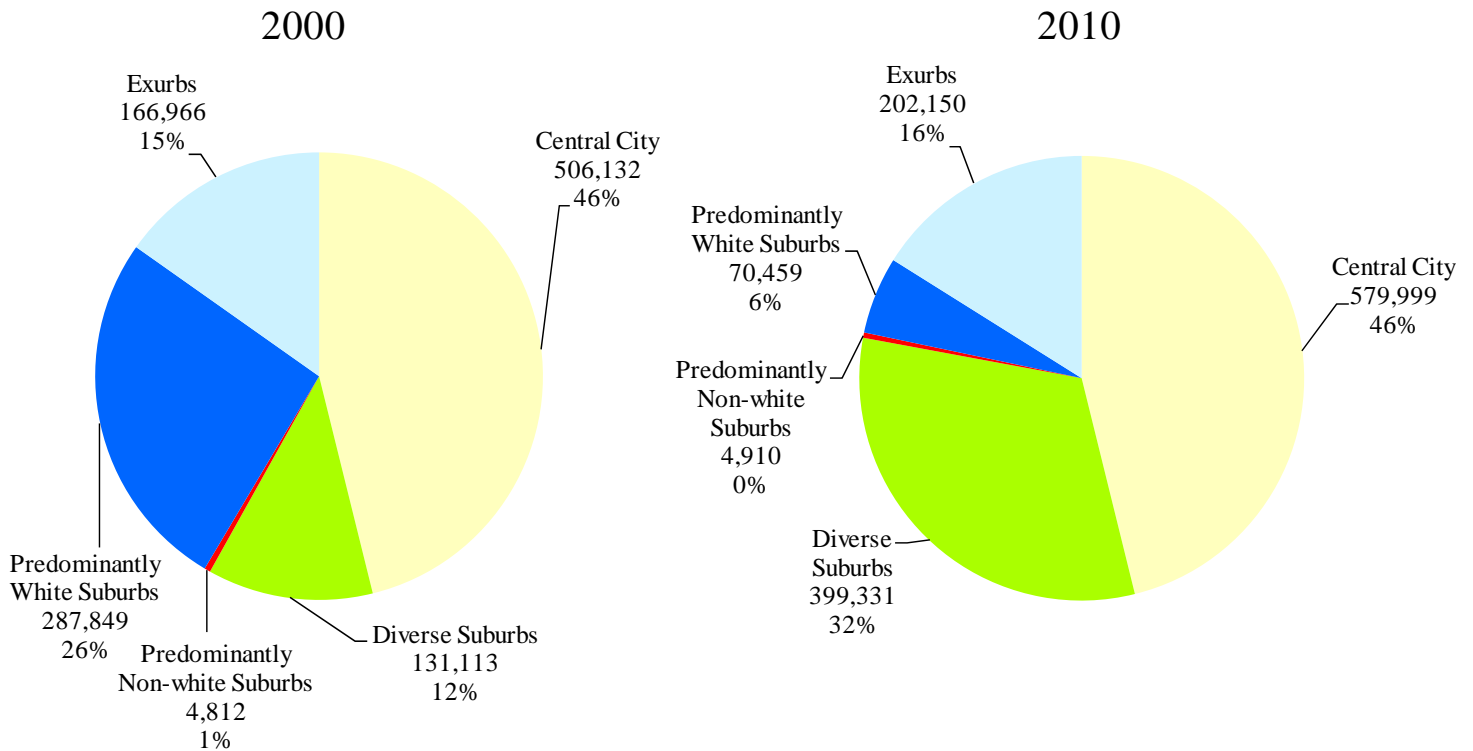


Data Sources: Population, income and poverty—Census Bureau; Jobs—Local Employer-Household Dynamics Program; Tax base—various state and local government sources.

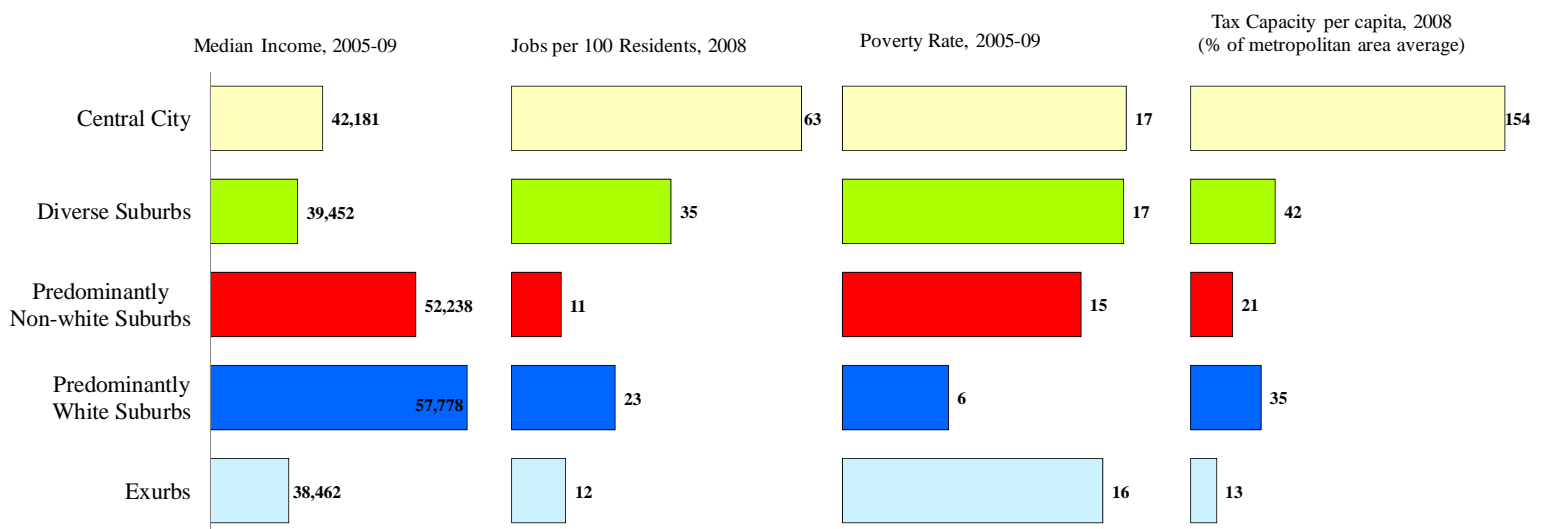
# America's Racially Diverse Suburbs: Opportunities and Challenges

## Oklahoma City Metropolitan Area

### Community Types in Oklahoma City



### Characteristics of the Community Types in Oklahoma City



Data Sources: Population, income and poverty—Census Bureau; Jobs—Local Employer-Household Dynamics Program; Tax base—various state and local government sources.

# Oklahoma City Metropolitan Area: Fact Sheet

## Breakdown of Community Type

|                         | 2010<br><u>Population</u> | Share of<br>Metro<br><u>Population</u> | Share of<br>Suburban<br><u>Population</u> |
|-------------------------|---------------------------|--|---|
| Diverse                 | 399,331                   | 32                                     | 59  |
| Predominantly non-white | 4,910                     | 0                                      | 1   |
| Predominantly white     | 70,459                    | 6                                      | 10  |
| Exurb                   | 202,150                   | 16                                     | 30  |
| Central City            | 579,999                   | 46                                     |   |

## Examples of Large Diverse Suburbs

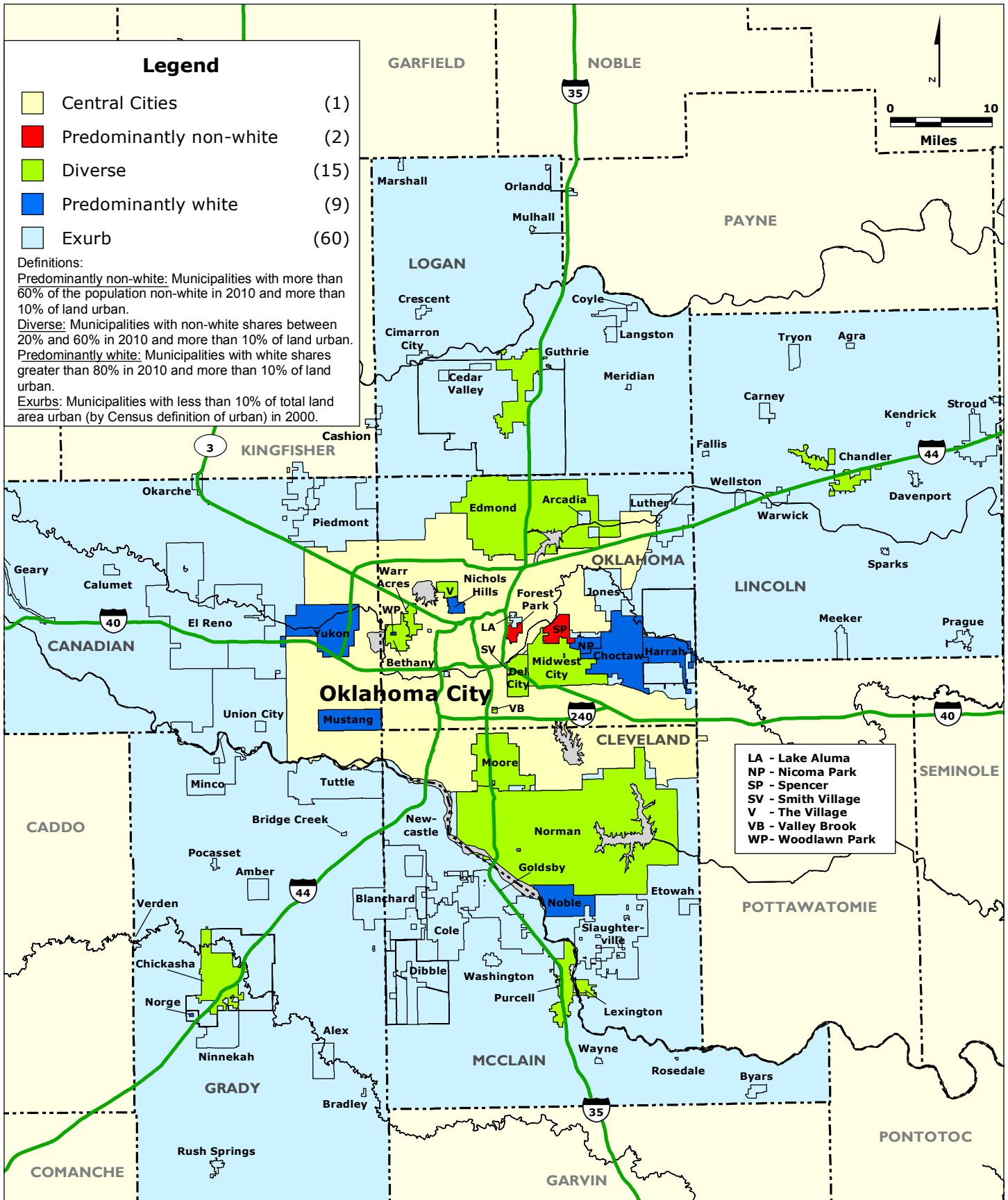
|                   | 2000<br><u>Population</u> | 2010<br><u>Population</u> | 2010<br>% of Population<br><u>Non-white</u> |
|-------------------|---------------------------|---------------------------|---|
| Norman city       | 95,694                    | 110,925                   | 24  |
| Edmond city       | 68,315                    | 81,405                    | 20  |
| Moore city        | 41,138                    | 55,081                    | 25  |
| Midwest City city | 54,088                    | 54,371                    | 38  |
| Del City city     | 22,128                    | 21,332                    | 37  |
| Bethany city      | 20,307                    | 19,051                    | 27  |
| Chickasha city    | 15,850                    | 16,036                    | 23  |
| Guthrie city      | 9,925                     | 10,191                    | 26  |
| Warr Acres city   | 9,735                     | 10,043                    | 39  |
| The Village city  | 10,157                    | 8,929                     | 24  |
| Purcell city      | 5,571                     | 5,884                     | 29  |

## Examples of Suburbs in Rapid Transition

|                   | 2000<br>% of Population<br><u>Non-white</u> | 2010<br>% of Population<br><u>Non-white</u> | % Point<br><u>Change</u> |
|-------------------|---|---|--------------------------|
| Warr Acres city   | 23  | 39  | 16                       |
| Bethany city      | 17  | 27  | 10                       |
| Spencer city      | 61  | 70  | 9                        |
| Del City city     | 28  | 37  | 9                        |
| Moore city        | 18  | 25  | 7                        |
| Midwest City city | 32  | 38  | 6                        |
| Purcell city      | 23  | 29  | 6                        |



# OKLAHOMA CITY REGION: Community Type by Municipality and County Unincorporated Area, 2010



Data Source: U.S. Census Bureau.