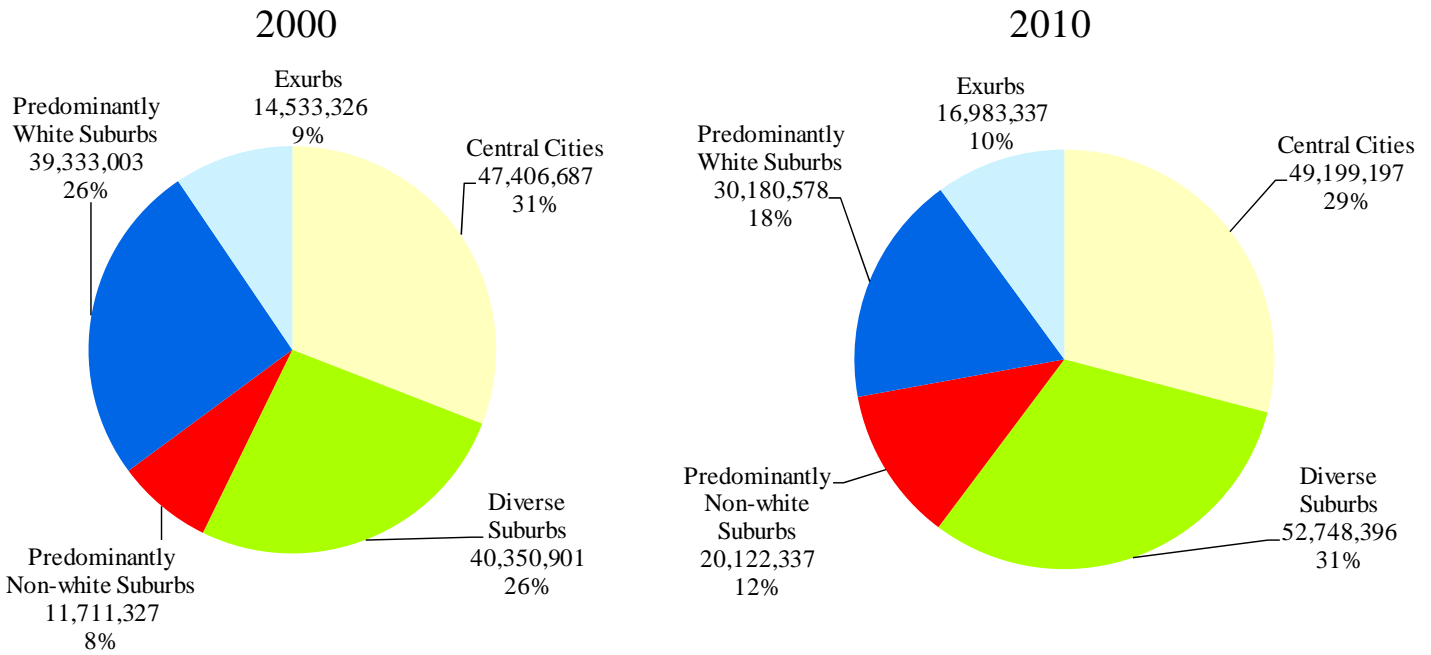


America's Racially Diverse Suburbs: Opportunities and Challenges

50 Largest U.S. Metropolitan Areas

Community types in the 50 largest metropolitan areas



Characteristics of the Community Types in the 50 largest metropolitan areas

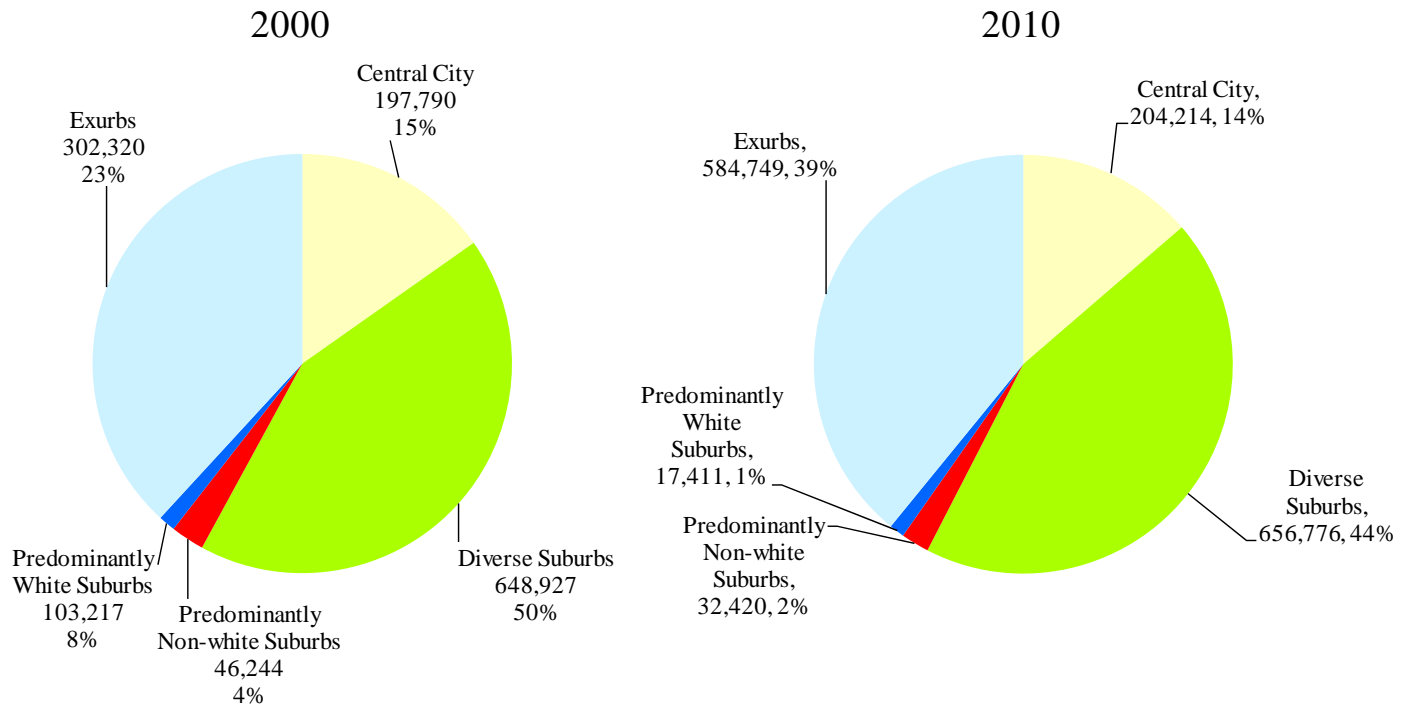


Data Sources: Population, income and poverty—Census Bureau; Jobs—Local Employer-Household Dynamics Program; Tax base—various state and local government sources.

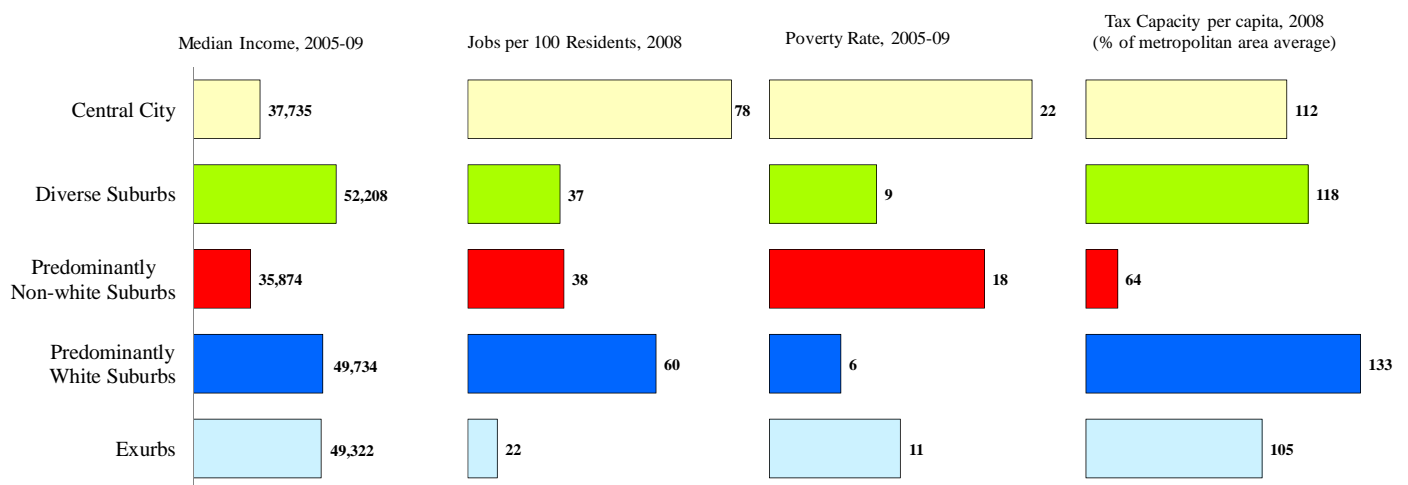
America's Racially Diverse Suburbs: Opportunities and Challenges

Richmond Metropolitan Area

Community Types in Richmond



Characteristics of the Community Types in Richmond



Data Sources: Population, income and poverty—Census Bureau; Jobs—Local Employer-Household Dynamics Program; Tax base—various state and local government sources.

Richmond Metropolitan Area: Fact Sheet

Breakdown of Community Type

	<u>2010 Population</u>	<u>Share of Metro Population</u>	<u>Share of Suburban Population</u>
Diverse	656,776	44	51
Predominantly non-white	32,420	2	3
Predominantly white	17,411	1	1
Exurb	584,749	39	45
Central City	204,214	14	

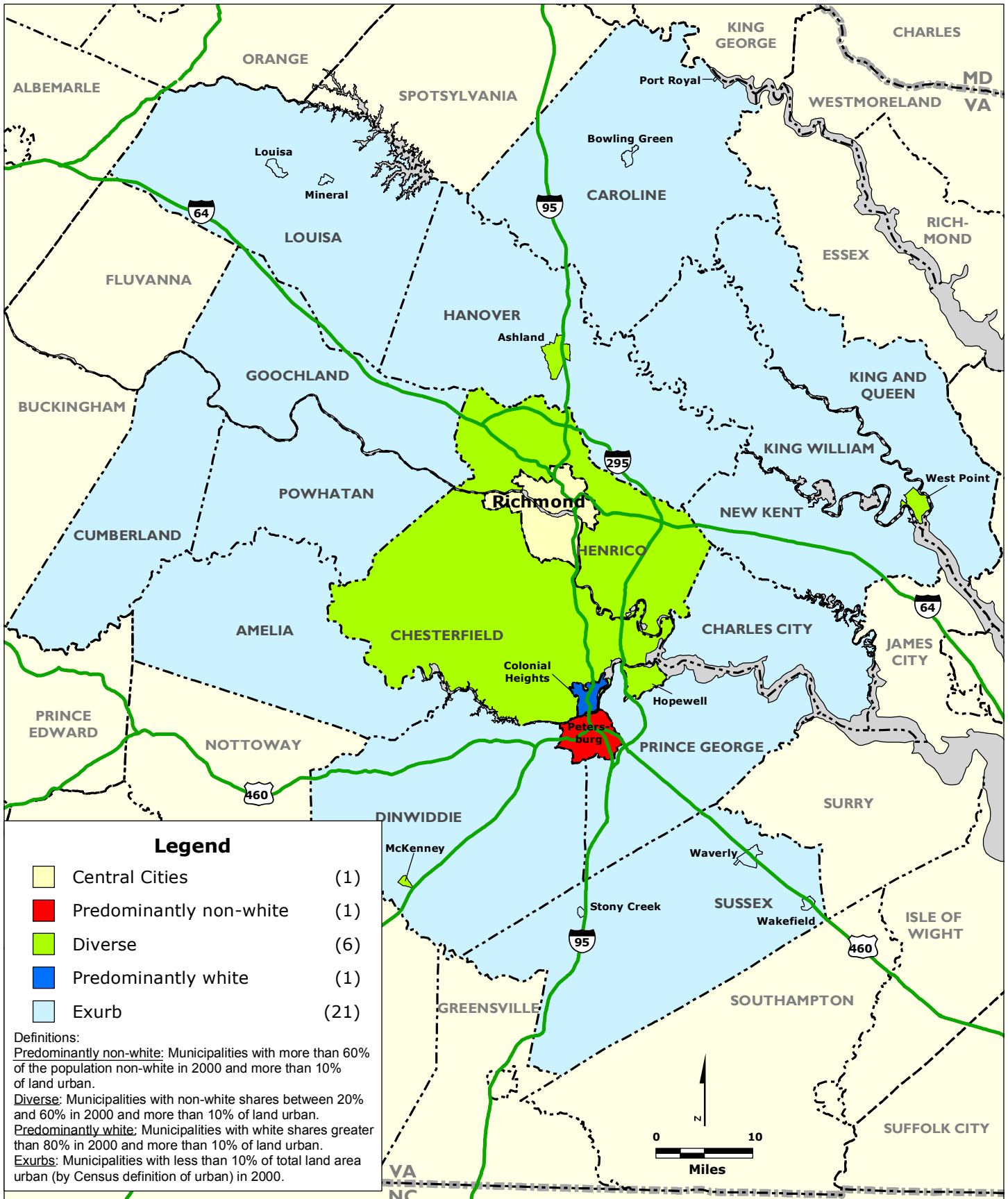
Examples of Large Diverse Suburbs

	<u>2000 Population</u>	<u>2010 Population</u>	<u>2010 % of Population Non-white</u>
Chesterfield County	259,903	316,236	35
Henrico County	262,300	306,935	43
Hopewell city	22,354	22,591	47
Ashland town	6,619	7,225	31
West Point	2,866	3,306	23

Examples of Suburbs in Rapid Transition

	<u>2000 % of Population Non-white</u>	<u>2010 % of Population Non-white</u>	<u>% Point Change</u>
Henrico County	32	43	11
Chesterfield County	25	35	10
Hopewell city	39	47	8
Colonial Heights city	12	19	7
Ashland town	26	31	5

RICHMOND REGION: Community Type by Municipality and County Unincorporated Area, 2000



RICHMOND REGION: Community Type by Municipality and County Unincorporated Area, 2010

